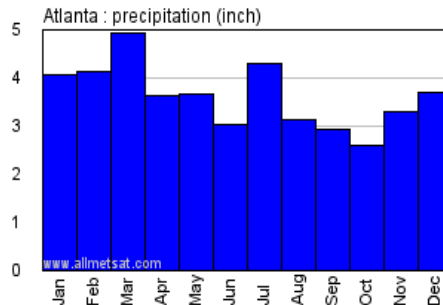
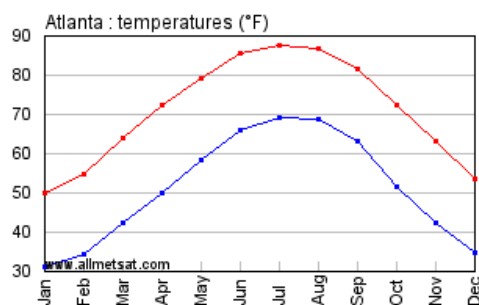


SPRING HAS SPRUNG

WOW!! What a winter we've just had. First White Christmas in Atlanta in over 100 years. A record snow fall for the winter season. Aren't we all glad to see Spring arrive with the flowers and warmer weather. How about a few statistics on our local Atlanta area weather:



Highest Temperature ever recorded, Death Valley, CA. 134 degrees.

Lowest temperature ever recorded, North Ice, Greenland. -87 degrees.

Highest average annual rainfall, Mawsynram, India, 467.4 in.

Most snowfall in a one year period, Mount Rainier, Montana, 1224 in.

Fastest wind speed ever recorded, Oklahoma City, OK. (301 +/- 20 mph) in a 3 second burst in a tornado.

Inside this issue:

Protected vs. Non-protected Metal Halide lamps	2
The History of Light In this issue we explore Quartz & Halogen light sources	3
SPRING CLEANING SPECIALS	4
SPRING CLEANING SPECIALS	5
Light Source Information LED vs CFL vs Incandescent Things to know about your Lighting Retrofit	6 7
Lithonia Lighting's new LED wall pack	8

**Check out pages 4 & 5 for our
SPRING CLEAN UP SPECIALS**



Protected Metal Halide Lamps with EX39 and EX26 Base

Protected Metal Halide Lamps Suitable for use in Open Luminaires and are marked with the /O Luminaire Code as specified in ANSI C78.380, High-Intensity Discharge Lamps, Method of Designation.

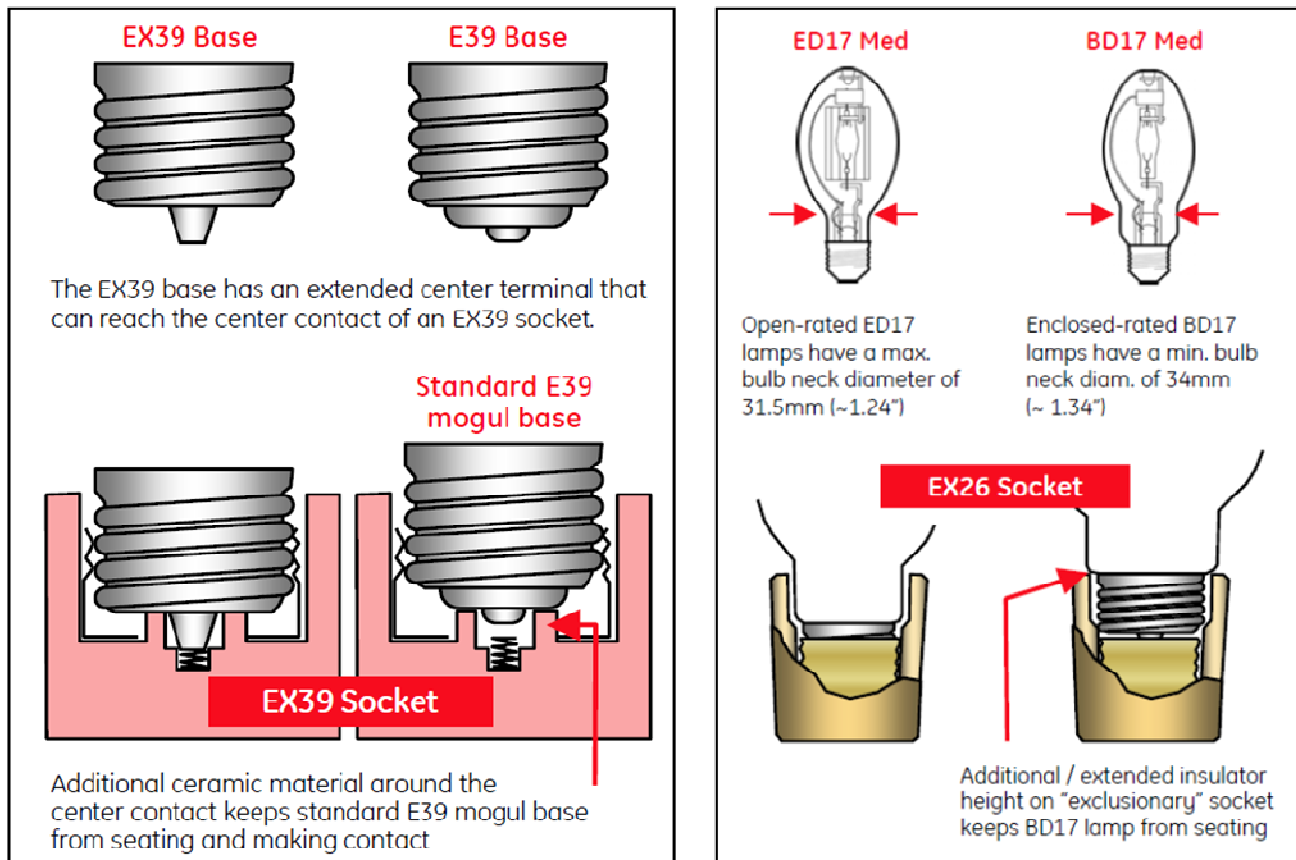
Intended primarily for use in open luminaires but may also be operated in enclosed luminaires. Protected Metal Halide lamps employ a quartz shroud that surrounds the arc tube to reduce the potential risk to persons and property in the unlikely case of an arc tube rupture.

Protected Ceramic Metal Halide lamps are equipped with an EX39 exclusionary base:

EX39 based lamps are fully compatible for new and renovated Metal Halide installations that fall under the jurisdiction of the 2005 and later National Electric Code (NEC) For more information on the 2005 NEC requirements and implications for certain metal halide lamps refer to the guidelines in NEMA LSD25 and NEMA LSD31.

Protected metal halide lamps employ E26 medium bases:

Protected lamps are designed with a narrow neck ED17 bulb that have a maximum neck diameter of 31.5mm (~1.24") and can be distinguished from other enclosed-rated lamps which uses a BD17 bulb that have a minimum neck diameter of 34mm (~1.34"). Protected MH lamps are in compliance with ANSI standard C78.43 for single-ended MH lamps.



THE HISTORY OF LIGHT continued from last issue

In our last issue, we explored the creation and development Fluorescent lighting. In this issue we will look into the development of Quartz/Halogen lighting.

1882: A carbon filament lamp using chlorine to prevent darkening of the envelope was patented and chlorine-filled "NoVak" lamps were marketed.

1933: The use of iodine was proposed in a patent, which also described the cyclic redeposition of tungsten back on the filament.

1959: The next advance in light bulbs was the discovery of the tungsten-halogen cycle, a discovery that found the introduction of halogen into the light bulb brightened the light and extended the life of the bulb. The first halogen bulbs were introduced in 1959 when Elmer Fridrich and Emmett Wiley patented their tungsten halogen lamp. The following year General Electric engineer Frederick Moby introduced an improved halogen bulb and got a patent for his tungsten halogen A-lamp that could fit into a standard light bulb socket.

1960's: Bausch & Lomb developed a dichroic coating that Sylvania and G.E. used in the first MR16 halogen lamps. Until the 1980's these lamps were used mostly in photo and optics applications.

1966: First Halogen single ended capsule was a 100 watt Bi-Pin by GEC

1969: First low volt Halogen capsule for spot-lighting.

1983: A new family of MR16 lamps for display applications was introduced by G. E. in the US and Thorm & Sylvania in the UK, and by 1990

Philips Lighting was manufacturing it own line referred to as the "Master Color" lamp.

1982: Osram/Sylvania introduces it's Capsylite 90 watt Par38 flood and spot to replace the 150 war Par38 incandescent. This lamp used a small quartz/halogen capsule inside a Par38 envelope.

1985: Sylvania introduces it's Capsylite "A" line in energy saving 42, 52, & 72 watt lamps.

1986: Sylvania introduces it's 50 watt Par20 & Par30 lamps.

1987: Sylvania developed a 75 watt Par30 and 55 watt Par16 Capsylite lamp to complete it's line of Halogen Capsylite products.

1995: Osram introduces the first G-9 base halogen capsule for 120 volt operation. This eliminated the need for step-down transformers in retail display and residential lighting.

The energy crisis of the 1970s led the lamp manufacturers to further improvements in halogen bulbs. By the 1980s, \$2 billion worth of halogen bulbs were sold each year by 70 different U.S. manufacturers. The National Energy Security Act of 1992 mandated the use of more-efficient light bulbs, which was a boost to halogen bulbs and compact fluorescent bulbs. Between 1993 and 1998, halogen bulb sales increased 15 percent a year and the market grew to \$10 billion annually.

This concludes our series on the history of light. I hope you have enjoyed reading these articles as much as I have enjoyed the research involved in putting them together.



It's been a long road but we've come from the old energy wasting incandescent lamps on the left to the energy saving CFL, LED & Induction lighting on the right.



SPRING CLEANING SPECIALS

**We are spring cleaning the warehouse and need to clear out these items.
Prices good only while supplies last.**

BULB	CODE NO.	DESCRIPTION	CASE PACK	EACH PRICE	CASE PRICE
	 2R3016	16 WATT R-30 FLOOD, COMPACT FLUORESCENT, 8,000 HOURS, 75 WATT INCAN EQUIVELENT 750 LUMENS	12	\$3.50	\$37.50
	 OF21670	FBO32/835/ECO, 32 WATT SYLVANIA T8 U-BEND TUBE, 3500K	16	\$2.75	\$44.00
	 FIRH2-6V5-WP	RH2-6V5-WP DUAL WEATHERPROOF REMOTE EMERGENCY HEADS, 5 WATT, 6 VOLT	12	\$11.95	\$125.00
	 FIRH1 WP6V7WP	RH1-WP6V7-WP SINGLE WEATHERPROOF REMOTE EMERG HEAD, 7 WATT, 6 VOLT	12	\$7.95	\$89.50
	FF2EP3MX2U6T8W33 - Surface Mount FF2EP3GX2U6T8W33 - Lay-in Troffer	2X2 9 CELL PARABOLIC FLUORESCENT FIXTURE WITH UNIQUE WHITE LOUVERS, LAY-IN TROFFER OR SURFACE MOUNT MODULAR TO CHOOSE FROM - THESE ARE NEW-IN-THE-BOX RETURN FROM JOB AND MUST SELL	1	Must sell - call and make us an offer	
	 IHMH400ED37	MH400/U, CLEAR MOGUL BASE METAL HALIDE, GOOD QUALITY IMPORT	15	\$4.95	\$69.95
	 IH52527	M360SX/BU/I, 360 WATT PROBE START ENERGY SAVING METAL HALIDE	12	\$28.95	\$335.00

SPRING CLEANING SPECIALS

We are spring cleaning the warehouse and need to clear out these items.
Prices good only while supplies last.

BULB	CODE NO.	DESCRIPTION	CASE PACK	EACH PRICE	CASE PRICE
	 LHG43828	MVR400/U G. E. 400 WATT STANDARD METAL HALIDE	6	\$10.95	\$62.50
	 OF29376	CF13EL/MINITWIST, SCREW IN 120 VOLT CFL LAMP	6	\$3.25	\$18.95
	 LH356584	H38MP-100/DX, A-23 MERCURY VAPOR, MEDIMUM BASE, WHITE COATED	24	\$10.75	\$249.00
	 FQTQ500120LPI	500 WATT 120 VOLT QUARTZ FLOOD LIGHT, UL WET LOCATION RATED, OUTDOOR FLOOD	12	\$12.95	\$149.50
	 FHWST175MD	175 WATT METAL HALIDE CUT-OFF WALL PACK, NIGHT SKY RATED 120/277V	1	\$265.00	\$265.00
	 FFS1 17 120	24" 1 LAMP STRIP LIGHT, 120 VOLT	1	\$24.95	\$24.95
	 FFW232AUNV	48" 2 LAMP SURFACE MOUNT WRAP, 120/277 VOLT T8 ELECTRONIC BALLAST	1	\$41.95	\$41.95

A few facts about light sources from our friends at WAC Lighting
See more at www.waclighting.com

Light Source Information

LED vs. CFL vs. Incandescent Light Bulbs - Source: <http://www.designrecycleinc.com>
 Incandescents make up a majority of the light bulbs in homes today, but as more people become energy and environmentally conscious, both CFLs and the LEDs are well suited alternatives. Over the long term an LED will save you the most money although the initial cost may seem high. The good news is that LEDs last for 10 years or more. The CFL will save you a considerable amount of energy and savings, but not as much as an LED. Consider each application before choosing your fixture and light source. Energy efficient alternatives will be rewarding over the long haul, not just in your pocket, but for the planet as well.



LED



CFL



Incandescent

Energy Efficiency & Energy Costs			
Life Span (Average)	50,000 hours	10,000 hours	1,200 hours
Watts of Electricity Used	6 - 8 watts	13 - 15 watts	60 watts
Kilo-watts of Elect. Used	329 KWh/yr	767 KWh/yr	3285 KWh/yr
Annual Operating Costs	\$32.85 /year	\$76.65 /year	\$328.59 /year
Environmental Impact			
Carbon Dioxide Emissions	451 lbs/year	1051 lbs/year	4500 lbs/year
RoHS Compliant	Yes	No - Contains 1-5 mg of Mercury	Yes
Contains TOXIC Mercury	No	Yes - Mercury is very toxic to your health and environment	No
Light Output			
450 Lumens	4 - 5 watts	9 - 13 watts	40 watts
800 Lumens	6 - 8 watts	13 - 15 watts	60 watts
1,100 Lumens	9 - 13 watts	18 - 25 watts	75 watts
Important Facts			
Durability	Can handle jarring & bumping	Glass can break very easily	Glass can break very easily
Heat Emitted	3.4 btu's/hr	30 btu's/hr	85 btu's/hr

Increasing the Effectiveness of Your Lighting Retrofit

Lighting is usually the best place to start when looking for quick and easy energy efficiency updates. During the last decade, lamp and fixture technology has improved so much that not only can you expect lower energy consumption, but you can also expect the same quality and quantity of light as traditional solutions.

One of the ways to add even more energy efficiency is to incorporate controls into your upgrade. Lighting controls can add up to an additional 20 percent to your energy savings when combined with a lighting upgrade. Controls are also a crucial part of the development of the Smart Grid, and can further your progress if you are looking for LEED certification.

On a practical note, controls can also help you keep the lighting level consistent, and give you more flexibility when it comes to when and how you use your lights.

Looking forward, as more utilities invest in Smart Grid technology you can also use controls as part of your response mechanisms. Lighting controls combined with smart meters and other monitoring technology will allow you to change your usage plans based on the price of electricity and help you better understand how much energy you are using, at what time, and why.

Eventually participating in these programs with your utility company (if you do not already), can also mean pricing and tax incentives that provide additional savings.

Like any evolving technology, it is important to make choices based not solely on what you currently need, but what can be scalable into the future as well. A reliable energy consultant can help you understand which materials will yield the best results in the long term. An energy consultant will:

- Determine your compliance method and develop a strategy for achieving consumption goals based on those standards as well as the most current technology available;
- Help you figure out what programs and incentives are available in your area;
- Prepare you for impending changes in energy standards or rules; and,
- Connect the dots between all of the areas where you utilize electricity so you can get the most from an investment in new technology.

Reprinted by permission: WHITEHEAD ENERGY SOLUTIONS

Visit them at: www.whiteheadenergysolutions.com

Whitehead represents these fine lighting products.



LITHONIA LIGHTING
An **AcuityBrands** Company



OLW™
OUTDOOR LED WALL PACK

Value and versatility defined.

The OLW14 LED wall pack from Lithonia Lighting® delivers the promise of LED in a contemporary, lightweight design ideal for maintenance-free commercial illumination. It makes the switch to LED easy and affordable.

Versatile Design

The versatile design of the OLW14 wall pack defies normal stocking standards. The 120-277 MVOLT fixture features an integral, fully adjustable MVOLT photocell (on/off capability) and can be surface- or recess-mounted with the included junction box.

Quality Illumination

The integrated design with superior optics provides bright, even illumination — delivering the light exactly where you need it.

Energy and Maintenance Savings

The OLW14 uses only 26 input watts, requiring less energy when compared to traditional light sources. The LEDs last 50,000 hours requiring no maintenance costs for more than 11 years when illuminated 12 hours/day.

www.lithonia.com/OLW



218 Ottley Drive N. E., Atlanta, GA. 30324,
Phone: 404-872-3521 Toll free: 800-868-3521, Fax: 404-881-1640

www.atlanticlightingandsupply.com
e-mail: sales@atlanticlightingandsupply.com

written and edited by: DAVE ERWIN

IF IT LIGHTS UP - CALL US